

# MABASU



**NAD**

Mangueras y Bandas Del Sureste S.A. De C.V.

**C A T A L O G O**

NAD

# MABASU



NAD



**B-102**  
BUJE ROTULA  
ESTRI.2 1/2 EXT. X  
1 1/2 INT. X 1 3/4



**B-112-A**  
BUJE PERNO  
ZAPATA LARGO  
(METAL)



**B-166**  
BUJE GAVILAN 1  
7/8 EXT. X 1 1/2



**B-166-A**  
BUJE GAVIL.  
1 7/8"EXT X  
1 5/8"INT X  
1 1/4" LC-166-E



**B-166N**  
BUJE GAVIL.T/M.B.2"EXT  
X 1 5/8 INT X 1 1/4 LC-382



**B-167**  
BUJE CORONA  
GAVILAN 1 1/2



**B-167-A**  
BUJE CORONA  
GAVILAN 1 5/8



**B-266**  
BUJE DOBLE LIGA  
2" EXT 1 1/2" INT  
1 29/32"



**B-366**  
BUJE TIPO REMOSA 1  
23/32" EXT X 1 1/2"  
INT X 2"



**B-466**  
BUJE PERNO DIRECC.1  
3/4 EXT X 1 5/8 INTX  
1 3/16



**B-666**  
BUJE ROTULA 2 1/2  
EXTX 1 1/2 INTX 1  
1/2 LC-266-A



**B-730**  
BUJE ROTULA T/  
SUDISA 2 EXT X  
1 1/2 INT X 1



**B-730-A**  
BUJE  
ROTULA T SUDISA  
2 EXT X 1 5/8  
INT X 1 LC-730-E



**B-752**  
BUJE TIPO  
CORONA 1 7/8 EXT  
X 1 1/2 INT X 7/8



**B-896**  
BUJE T/FRUEHAUF 2  
1/8 EXT X 1 1/2 INT X  
7/8



**B-896-A**  
BUJE T/FRUEHAUF 2  
1/8 EXT X 1 5/8 INT  
X 7/8

NAD


# MABASU




NAD




**C-250**  
**CARRETILLA**  
1 5/8 EXT X 15/16  
INT X 25/32



**C-296**  
**CARRETE**  
1 1/4 EXT X 3/4  
INT X 1 3/8



**C-296-A**  
**CARRETE 1 3/8 EXT X**  
3/4 INT X 1 3/8



**C-297**  
**CARRETE 1 1/2 EXT X**  
3/4 INT X 1 3/8



**C-302**  
**CARRETILLA TRASERA**  
2 X 13/16




**C-326**  
**CARRETILLA**  
1 3/4 EXT X 15/16  
INT X 25/32




**C-326-A**  
**CARRETILLA TRASERA**  
1 3/4 13/16



**C-327**  
**CARRETILLA**  
**TRASERA INT. 15/16**  
LARGO 1 7/8



**C-426**  
**CARRETE ANCHO 1**  
1/4 EXT. 1 3/16



**C-426-A**  
**CARRETE ANCHO 1 3/8 EXT.**  
1 3/16



**C-427**  
**CARRETE ANCHO 1**  
1/2 EXT. 1 3/16



**C-428**  
**CARRETILLA ANCHO**  
1 5/8 LARGO 1 3/8



**C-428-A**  
**CARRETILLA 1 3/4 EXT X**  
15/16 INT X 1 5/16




**C-428-AA**  
**CARRETILLA 1**  
7/8 EXT X 15/16  
INT X 1 5/16

NAD


# MABASU



NAD



**L-120**  
LAINA AJUSTE 2  
EXT X 1 1/2 INT  
X 0.024 ESPESOR



**L-120-A**  
LAINA AJUSTE 2 7/16  
EXTX 1 5/8 INTX  
0.008 ESPESOR



**L-120-B**  
LAINA AJUSTE 2  
EXT X 1 1/4 INT X  
0.008 ESPESOR



**L-120-C**  
LAINA AJUSTE 2 1/2  
EXTX 1 13/16 INT X  
0.008 ESPESOR



**L-120-D**  
LAINA AJUSTE 2  
9/16 EXTX 1 1/2 INT  
X 0.008 ESPESOR



**L-120-E**  
LAINA AJUSTE 2  
1/4 EXT X 1 1/2 INT  
X 0.028 ESPESOR



**L-120-G**  
LAINA AJUSTE 2  
EXT X 1 1/2 INT X  
0.075 ESPESOR



**L-120-H** LAINA  
AJUSTE 2 1/4 EXT  
X 1 5/8 INT X  
0.060 ESPESOR



**L-120-M**  
LAINA AJUSTE 2  
EXT X 1 1/4 INT X  
0.100 ESPESOR



**NDR-032**  
RETEN P/REMOLQUE  
T/FRUEHAUF  
GRANDE LC-469



**NDR-109**  
FIELTRO PERNO  
DE ZAPATA 1 1/4



**NDR-110**  
CAZUELA FIELTRO  
PERNO ZAPATA  
1 1/4



**NDR-132**  
RETEN FIELTRO  
DINA DEL.CHICO



**NDR-135**  
CAZUELA FIELTRO  
GAVILAN 1 1/2



**NDR-139**  
FIELTRO P/  
GAVILAN 1 1/2

NAD

# MABASU



NAD



**P-101**  
PERNO P/CARRETE



**P-152**  
PERNO ZAPATA 1  
1/4 MAY X 1 3/16  
MEN X 2 7/8



**P-218**  
PERNO ZAPATA 1  
1/4 EXT X 2 5/8



**P-251**  
PERNO 15/16 MAY X  
13/16 MEN X 2 1/8



**P-429**  
PERNO 15/16 MAY  
X 3/4 MEN X 2



**R-149**  
RODILLO  
1 1/4 MAY X 3/4 MEN X 2 3/16



**R-149-A**  
RODILLO 1 1/8 MAY X  
3/4 MEN X 2 1/8



**R-149-K**  
RODILLO 1 1/4 MAY  
X 1 MEN X 2 3/16



**R-149-MO**  
RODILLO MOLETEADO  
1 1/4 X 3/4 X 2 1/4



**R-158**  
RODILLO 1 1/2 MAY  
X 3/4 MEN X 2 3/16



**R-158E**  
RODILLO 1 5/8 MAY X  
3/4 MEN X 2 5/32




**R-158-MO**  
RODILLO MOLETEADO  
1 1/2 X 3/4 X 2 3/16



**R-237**  
RODILLO  
1 3/4 MAY X  
3/4 MEN X 2 1/8



**R-294**  
RODILLO 1 3/8 MAY X  
3/4 MEN X 2 3/16



**R-294-MO**  
RODILLO MOLETEADO 1  
3/8 X 3/4 X 2 1/4

NAD


# MABASU




NAD



**R-179-A**  
RESORTE RECTO  
P/ZAPATA  
1/16 EXT X 8 1/4




**R-179-B**  
RESORTE  
CAMPANA DOBLE  
1 1/16 EXT X 9  
LC-179-AA




**R-179-C**  
RESORTE  
CAMPANA DOBLE 1  
1/16 EXT X 7 1/2  
LG LC-179



**R-179-L**  
RESORTE CAMPANA  
DOBLE 1 1/16 EXT X  
8 1/2 LC179M




**R-179-M**  
RESORTE CAMPANA  
DOBLE  
1 1/16 EXT X 8  
LC-179-E



**R-179-MB**  
RESORTE  
CAMP.DOBLE 1 1/16  
EXT X 11 1/4 LG  
LC179AAA




**R-179-MT**  
RESORTE CAMPANA  
M.BENZ TRAS.1  
1/16 EXT X 9 3/4



**R-180**  
RESORTE  
T/SOMEX  
DELANTERO 3/4  
EXT X 10



**R-184**  
RESORTE T/  
CACAHUATE 7/8  
EXT X 4 17/32  
LC-179-B



**R-185**  
RESORTE DE  
CLUTCH DINA  
15/16 EXT X 9  
1/4 LC-200

NAD


# MABASU



NAD




**R-186**  
RESORTE  
ACELERADOR  
UNIVER 5/8 EXT X 10  
1/2 LC191




**R-186-A**  
RESORTE  
ACELERADOR  
CORTO 15/32EXTX  
6 5/8 LC193




**R-186-B**  
RESORTE  
ACELERADOR LARGO  
3/8 EXT X 6 1/2  
LC-192



**R-187**  
RESORTE  
T/CAMARON  
3/4 EXT X 5 1/4  
LC-179-BB



**R-188**  
RESORTE TENSION  
KENWORTH  
25/32 EXT X 5 1/2  
LC181



**R-190**  
RESORTE DELANTERO  
M.BENZ 5/8 EXT X 5 1/8  
LC179MD



**R-195**  
RESORTE ACELERADOR  
M.BENZ 17/32 EXT X 6 1/2



**S-001**  
SEGURO CHICHITA  
T/SOMEX



**S-001-A**  
SEGURO RONDANA  
KENWORTH



**S-002**  
SEGURO P/CRUCETA  
279/280/281

NAD

# MABASU



NAD



**S-012**  
SEGURO PERFOR  
P/MUÑO 4 7/16  
EXTX 3 1/4 INT LC1B




**S-1021**  
SEGURO DE NARIZ  
(REDONDA)



**S-1021-P**  
SEGURO DE  
NARIZ  
(CUADRADA)




**S-1-1**  
SEGURO P/ MASA  
SOMEX 4 13/16 EXT X  
3 1/4 INT




**S-1-1-B**  
SEGURO INTERNAT. GDE 4  
13/16 EXTX 3 9/32 INT LC11B



**S-137**  
SEGURO GAVILAN 1 1/2



**S-137-A**  
SEGURO P/GAVILAN 1  
5/8 LC-137-E



**S-151**  
SEGURO DE ARAÑA  
P/RODILLO




**S-151-N**  
SEGURO RODILLO  
TIPO NUEVO LC-151-A




**S-175**  
SEGURO PERF. NAVISTAR 2  
3/4EXTX 1 1/2 INT




**S-176**  
SEGURO PERFORADO  
MERCEDEZ 3 EXT X 1 1/2 INT



**S-137**  
SEGURO PERF.EJE  
ROCKWELL  
4 EXT X 2 5/8 INT



**S-202**  
SEGURO  
GAVILAN CUADRADO  
INT 1 1/2



**S-202-F**  
SEGURO GAVILAN  
CUADRADO INT 1 5/8




**S-202-AF**  
SEGURO GAVILAN  
FREIGHTLINER 1 5/8

NAD

# MABASU



NAD



**S-202-F**  
SEGURO GAVILAN  
FREIGHTLINER 1 1/2



**S-2-1**  
SEGURO PATA  
CORTA 4 EXTX 2  
5/8 INT



**S-2-1-A**  
SEGURO MASA PATA LARGA  
4 5/16 EXT X 2 5/8 INT



**S-2-1-B**  
SEGURO  
INTERNAT.C/NARIZ  
3 1/2 EXTX 2 1/8  
INT LC11N



**S-2-1-C**  
SEGURO INTERN.SIN  
NARIZ 3 1/2 EXT X 2  
3/32 INT LC11SN




**S-242**  
SEGURO  
SOPORTE GAVILAN  
2 19/32 INT



**S-297**  
SEGURO PARA  
COLLARIN




**S-3-1-N**  
SEGURO RESPALDO  
FRUEHAUF 5 EXT X 3  
9/16 INT



**S-3-1-P**  
SEGURO RESPALDO  
FRUEHAUF PERF. 5  
EXT X 3 9/16 INT



**S-397**  
SEGURO P/PERNO  
ZAPATA TODOS 1 1/4



**S-397-A**  
SEGURO P/PERNO  
ZAPATA GRUESO 1 1/4



**S-747**  
SEGURO PARA ZAPATA  
1/4 ESP. X 2 3/4



**T-101**  
TUERCA  
KW,DINA,FAMSA CON  
PERNO 3 1/4 X 12-H



**T-101-A**  
TUERCA  
KW,DINA,FAMSA SIN  
PERNO 3 1/4 X 12-H




**T-102**  
TCA.MANGO  
KW,DINA,STD.CON PERNO  
1 1/2X12-H LC-T-2

NAD

# MABASU



NAD



**T-102-A**  
TCA.MANGO  
KW,DINA,STD.S/PERNO  
1 1/2X12-H LC-T-2-A



**T-102-M**  
TCA.P/M.BENZ FINA  
S/PERNO 1 1/2 X  
18-H LC-T-2-F



**T-102-MP**  
TCA.P/M.BENZ FINA  
C/PERNO 1 1/2 X  
18-H LC-T-2A-F



**T-103**  
TUERCA AUTOBUS  
SOMEX 3 1/4 X 12-  
H LC-T-3



**T-104**  
TUERCA DINA  
861 Y 600 3 X  
12-H LC-T-4



**T-105**  
TUERCA P/EJE  
ROCKWELL STD. 2  
5/8 X 12-H



**T-105-F**  
TUERCA P/EJE  
ROCKWELL FINA 2  
5/8 X 12-H



**T-108**  
TUERCA RUEDA  
DODGE 600



**T-135**  
TUERCA CASTILLO  
CORONA FRUEHAUF 3  
1/8 X 12-H



**T-176**  
TUERCA INTERIOR EJE  
CARGA CON SEGURO 2  
5/8 X 16-H



**T-176-A**  
TUERCA INTERIOR EJE  
CARGA SIN SEGURO 2 5/8  
X 16-H



**T-178**  
TUERCA EXTERIOR EJE  
CARGA REMOLQUE 2 5/8  
X 16-H

# MABASU



AV. 5 # 2115-A COL. CENTRO CORDOBA, VER. TEL / FAX: ( 271 ) 71 4 04 70 Y 71 4 04 86 01 800 633 26 16  
CORREO ELECTRONICO: ventas@mabasu.com Y / O gerencia@mabasu.com RADIO NEXTEL: 52\*279738\*6 Y 5

[www.mabasu.com](http://www.mabasu.com)